



September 2016

Quarterly Reliability Report

Document Number DOC-79003, Revision 1

Table of Contents

Peregrine Semiconductor Reliability System	3
Failure Rate Calculation	
Acceleration Factor	4
Failure in Time Calculation	5
Reliability Results (FITs)	6
Process Technology Classification	
ULTRACMOS [®] 2 Process (U500E)	7
ULTRACMOS [®] 3.5 Process (U350E)	8
ULTRACMOS [®] 5 Process (U350B)	9
ULTRACMOS [®] 6 Process (U250E)	10
ULTRACMOS [®] 6.5 Process (U250E)	11
ULTRACMOS [®] 8 Process (U250B)	12
ULTRACMOS [®] 10 Process (U130S1)	13
ULTRACMOS [®] 11 Process (U130S2)	14
Product Family Classification	
Amplifiers (LNA)	15
Antenna Switches (ASW)	16
DC-DC Buck Regulators/Converters (DCDC)	17
Digital Step Attenuators (DSA)	18
Digitally Tunable Capacitors (DTC)	19
High Performance Switches (HPSW)	20
Power Limiters (LMTR)	21
Monolithic Phase & Amplitude Controllers (MPAC)	22
Mixers (MXR)	23
Phase Locked-Loop Synthesizers (PLL)	24
Phase Shifters (PSH)	25
Prescalers (PSR)	26
Reliability Monitor Data (Periodic Testing - 8 QTRs)	27
High Temperature Operating Life (HTOL)	28
Temperature Cycle (TC)	29
Highly Accelerated Stress Test (HAST)	30
High Temperature Storage (HTS)	31

Peregrine Semiconductor Reliability System

The Quarterly Reliability Report is a compilation of reliability stress test results that crosses the entire product & technology family of Peregrine Semiconductor Corporation products. Data is collected on a regular basis through the efforts of product and process qualifications, standard product monitoring and lot acceptance testing. To date, a total of **48,830 devices** have been tested in HTOL with a total of **5.03 billion equivalent device hours**. The overall failure rate for the PSC family of products is **0.18 FIT**. (Using $E_{aa} = 0.7\text{eV}$, $T_j = 55^\circ\text{C}$ at 60% UCL)

Peregrine Semiconductor reliability testing standards conform to industry standard qualification procedures as detailed in the JEDEC and/or Military Standard guidelines. In addition, where clear guidelines have not been established yet, Peregrine Semiconductor has developed stringent reliability requirements to ensure consistent high reliability performance.

Peregrine Semiconductor makes use of accelerated life testing results, along with thermal acceleration factors in the prediction of failure rates. High Temperature Operating Life (HTOL) stress testing is performed at accelerated voltage and temperature conditions which are based on MIL-STD-883 M1005.9 and Jedec JESD22 A108 standards. Resulting data collected from HTOL tests is de-rated to a typical use operating junction temperature (T_j) of 55°C . Early Life Failure Rate (ELFR) is derived after 48-hr performance.

Peregrine Semiconductor conducts an ongoing product reliability monitoring program to evaluate sample products from high volume, major product families on a quarterly basis. The reliability monitoring process is a continuously improving system within Peregrine Semiconductor as we strive for superior product knowledge and performance.

Peregrine Semiconductor performs the majority of Reliability testing using an ISO17025 certified test laboratories located in Irvine, CA and San Jose, CA. Regular auditing of the laboratory is performed to ensure compliance to ISO standards.

Failure Rate Calculation

Acceleration Factor (AF)

For a given failure mechanism, acceleration factor (AF), is the ratio of the time it takes for a certain fraction of the population to fail, following application of one stress or use condition, to the corresponding time at a more severe stress or use condition.

The industry uses the thermal acceleration model formula based on Arrhenius equation noted below:

$$AF(T_{use}, T_{stress}) := e^{\frac{E_{aa}}{k_B} \cdot \left(\frac{1}{T_{use}} - \frac{1}{T_{stress}} \right)}$$

where:

$E_{aa} := 0.7 \text{ eV}$, is the Apparent Activation Energy

$e = 2.718$, is the base of natural logarithm

$k_B := 8.62 \cdot 10^{-5} \frac{\text{eV}}{\text{K}}$, is the Boltzmann constant

T_{use} & T_{stress} , are the use and stress test temperatures, respectively, in Kelvin

Sample Calculation

Find the Acceleration Factor (AF) with the following conditions.

(a) $T_{use} := 55 \text{ }^{\circ}\text{C}$ and $T_{stress} := 125 \text{ }^{\circ}\text{C}$

$$AF(T_{use}, T_{stress}) = 77.5$$

(b) $T_{use} := 55 \text{ }^{\circ}\text{C}$ and $T_{stress} := 150 \text{ }^{\circ}\text{C}$

$$AF(T_{use}, T_{stress}) = 258.7$$

Failure Rate Calculation (continued)

Failure in Time Calculation

Mean time to failure (M.T.T.F.) is defined as the average time it takes for a failure to occur. Failure in Time (F.I.T.) is the number of units predicted to fail in a billion ($1e^9$) device hours at a specified temperature. After the life test is completed and accelerated device hour data is calculated, the failure rate is estimated using the Chi-Square approximation (χ^2) as follows:

$$FIT = \left(\frac{\chi^{2(2r+2)}}{2 * EDH} \right) * 1e^9$$

where:

$\chi^2 =$ chi square function
 $r =$ number of failures
 $EDH =$ equivalent device hours (units tested x test hours x AF)

Sample Calculation

Given: Units Tested (Sample Size) = 231 devices
Test temperature = 150°C
Test duration = 500 hours
Failures = 0

EDH = (231 x 500 x 259.2) = 2.99E+7 equivalent device hours

χ^2 @ 60% confidence level and 0 failures = 1.83

FIT (60% confidence level) = $[1.83 / (2 * 2.99E+7)] * 1.0E+9 = \underline{30.6 \text{ FIT}}$

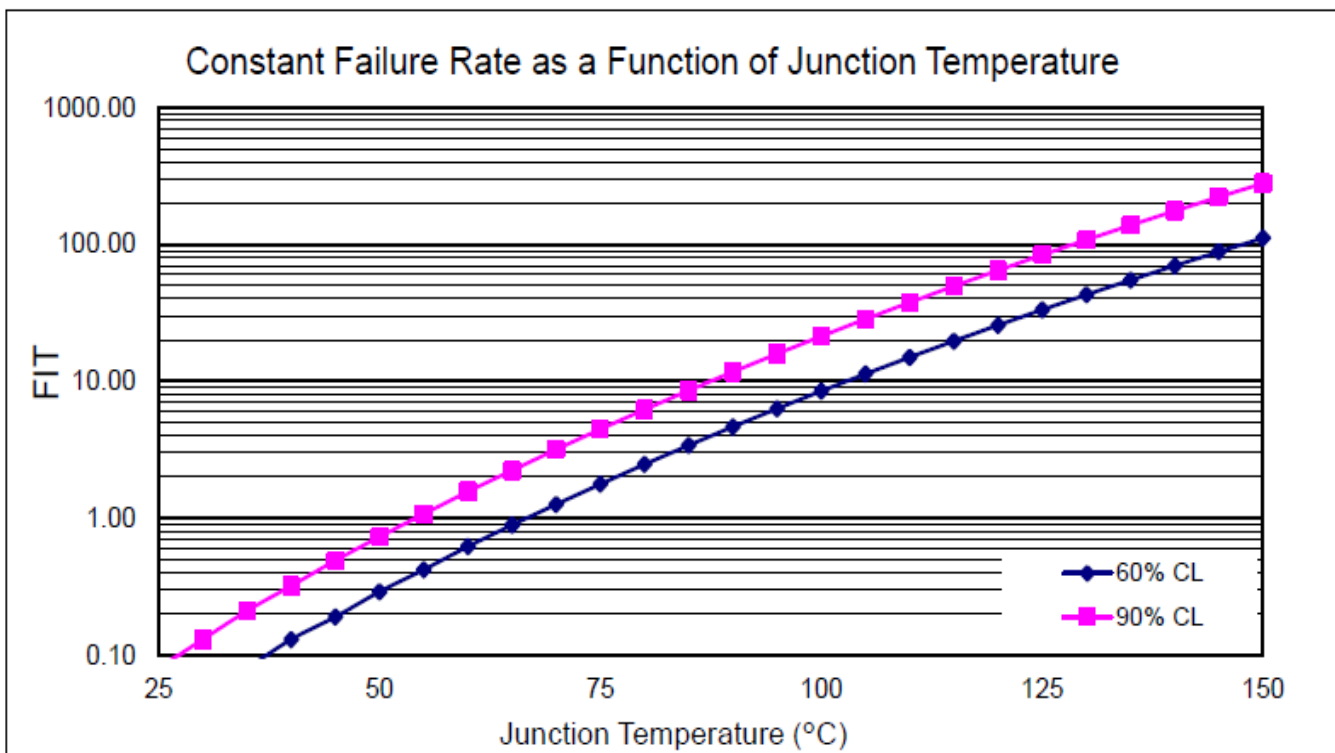
Reliability Results

(FITs)

UltraCMOS[®] 2 Process Technology

Generation : 500 nm CMOS Silicon Epi Process (U500E)
 Units Tested : 23,408
 Product Family : ASW, HPSW, DSA, DC-DC, MXR, PLL, PSR

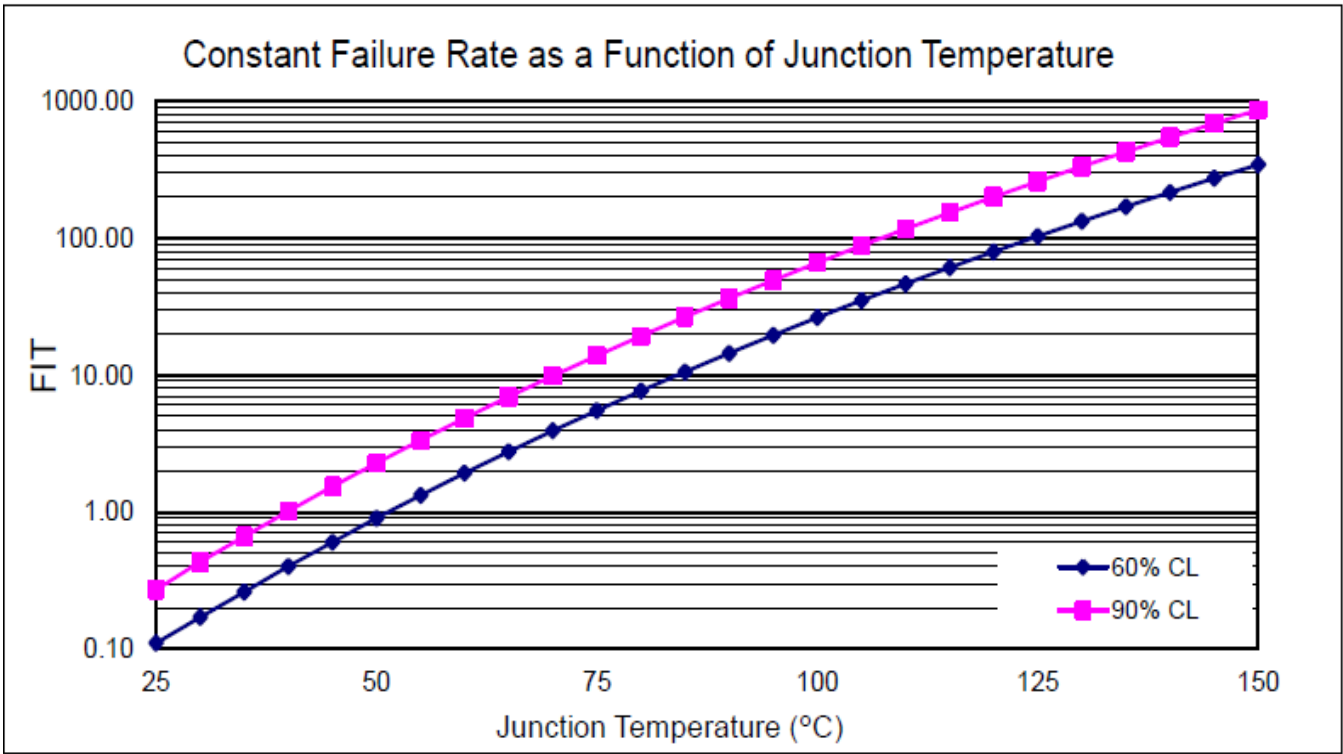
	Standard Failure Rate Calculations at 55°C and 60% CL		
	Equivalent Device Hours (EDH)	FITs	MTTF (hours)
Early Life	1.88E+08	4.9	2.06E+08
Constant (Random)	2.14E+09	0.4	2.38E+09



UltraCMOS[®] 3.5 Process Technology

Generation : 350 nm CMOS Silicon Epi Process (U350E)
 Units Tested : 7,738
 Product Family : ASW, HPSW, DTC, DSA, PSR

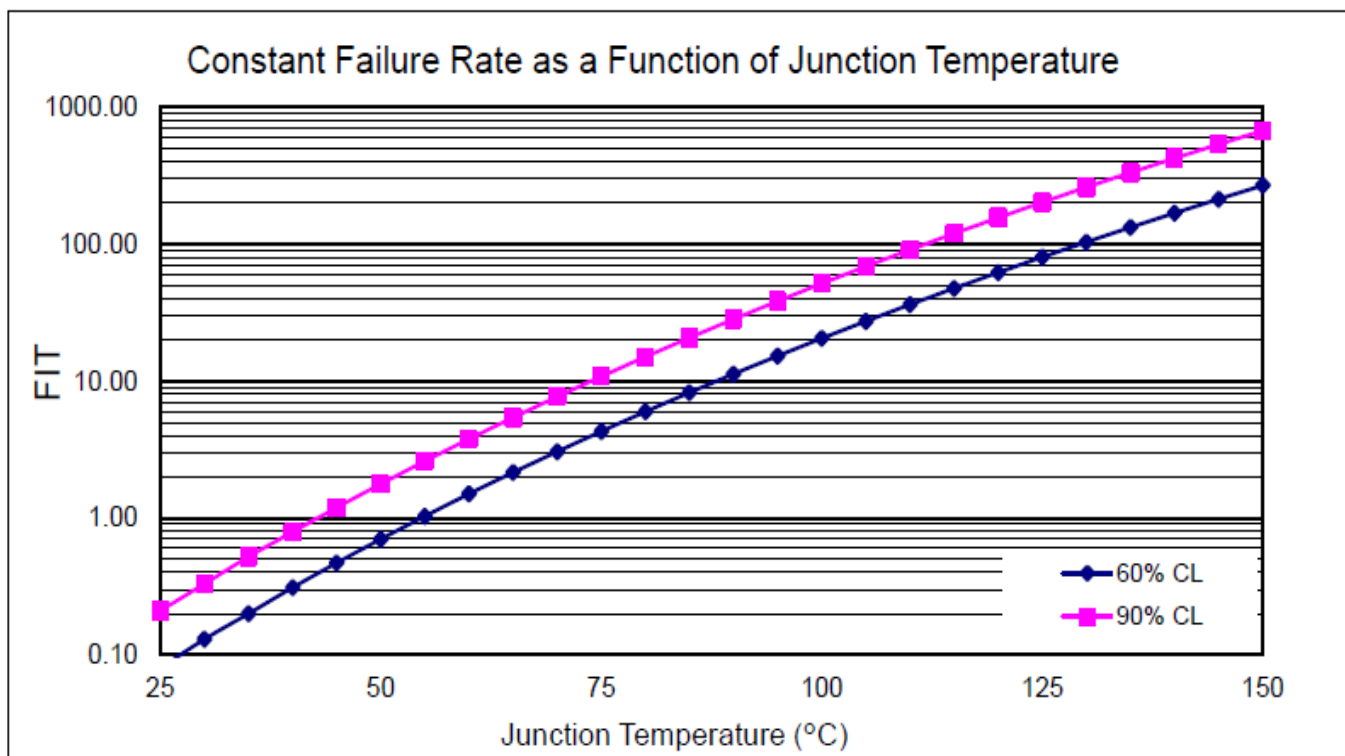
Standard Failure Rate Calculations at 55°C and 60% CL			
	Equivalent Device Hours (EDH)	FITs	MTTF (hours)
Early Life	9.58E+07	9.6	1.05E+08
Constant (Random)	6.91E+08	1.3	7.58E+08



UltraCMOS[®] 5 Process Technology

Generation : 350 nm CMOS Bonded Silicon Process (U350B)
 Units Tested : 6,713
 Product Family : ASW, DSA, DTC, HPSW, LMTR, MPAC, PLL, PSH

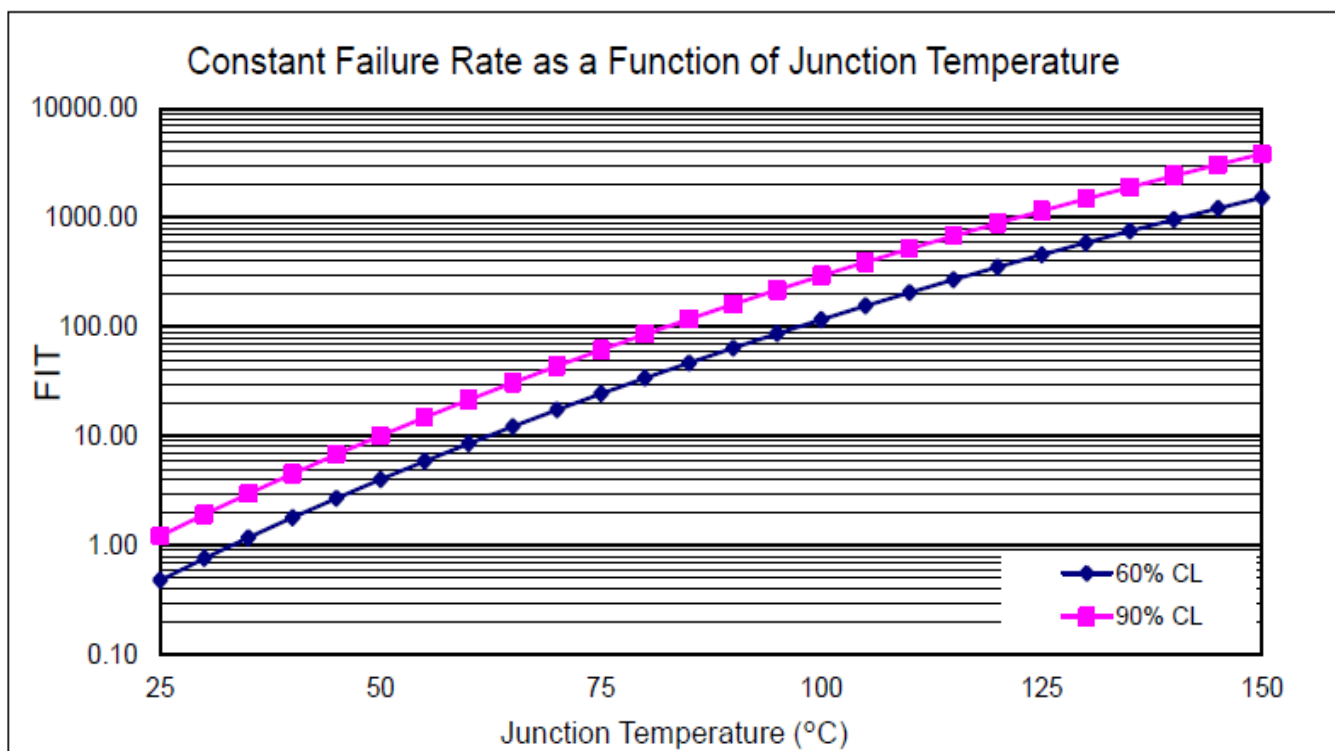
Standard Failure Rate Calculations at 55°C and 60% CL			
	Equivalent Device Hours (EDH)	FITs	MTTF (hours)
Early Life	8.27E+07	11.1	9.03E+07
Constant (Random)	8.84E+08	1.0	9.71E+08



UltraCMOS[®] 6 Process Technology

Generation : 250 nm CMOS Silicon Epi Process (U250E2)
 Units Tested : 1,230
 Product Family : ASW, HPSW, PSR

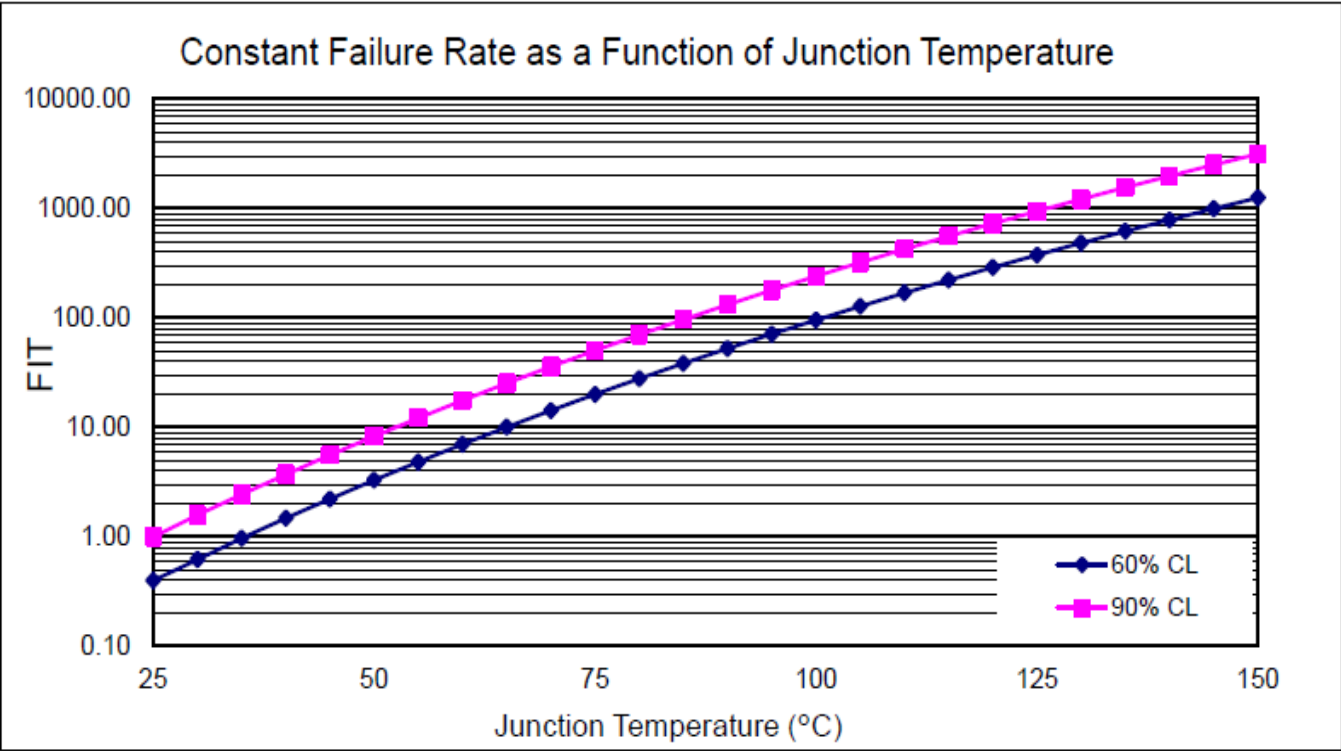
Standard Failure Rate Calculations at 55°C and 60% CL			
	Equivalent Device Hours (EDH)	FITs	MTTF (hours)
Early Life	1.49E+07	61.5	1.63E+07
Constant (Random)	1.55E+08	5.9	1.70E+08



UltraCMOS[®] 6.5 Process Technology

Generation : 250 nm CMOS Silicon Epi Process (U250E4)
 Units Tested : 1,497
 Product Family : ASW, DSA, HPSW

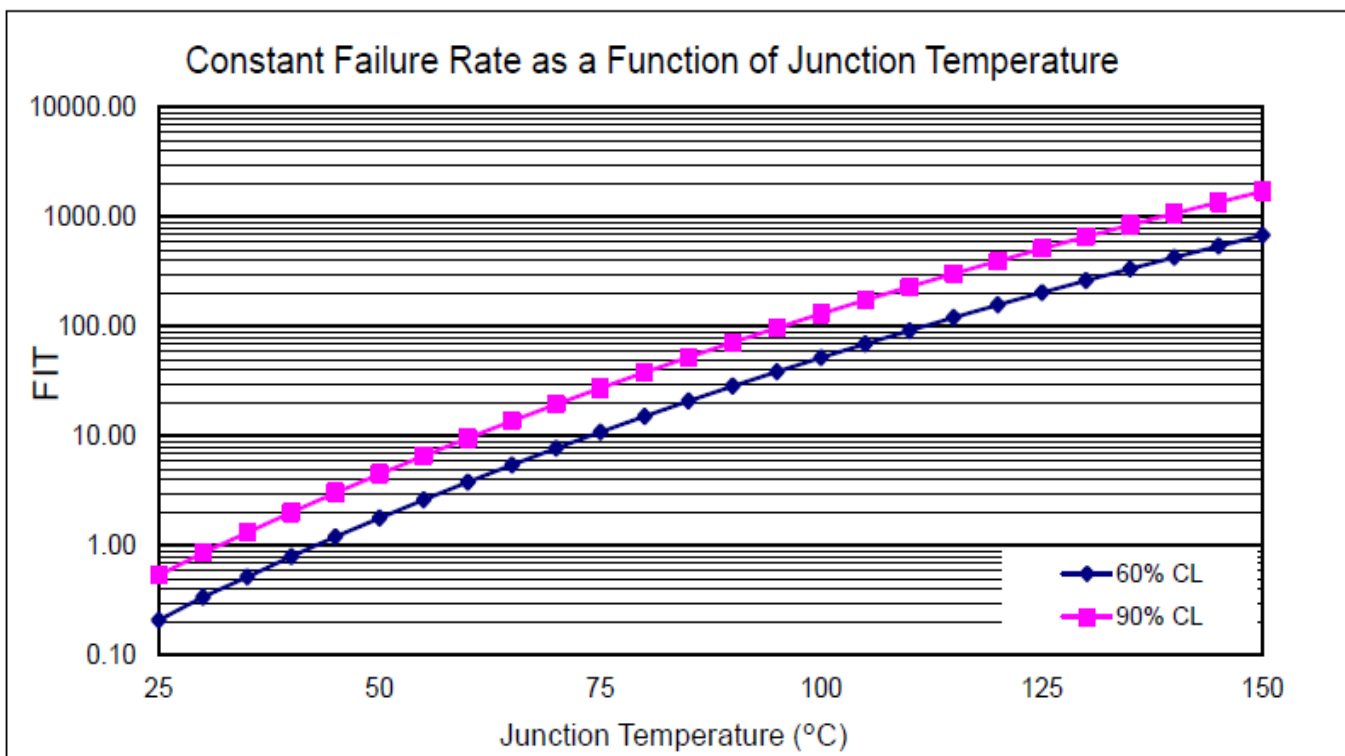
Standard Failure Rate Calculations at 55°C and 60% CL			
	Equivalent Device Hours (EDH)	FITs	MTTF (hours)
Early Life	1.57E+07	58.3	1.72E+07
Constant (Random)	1.89E+08	4.8	2.07E+08



UltraCMOS[®] 8 Process Technology

Generation : 250 nm CMOS Bonded Silicon Process (U250B)
 Units Tested : 2,630
 Product Family : ASW, DSA, DTC, HPSW, LMTR, MPAC, MXR, PSR

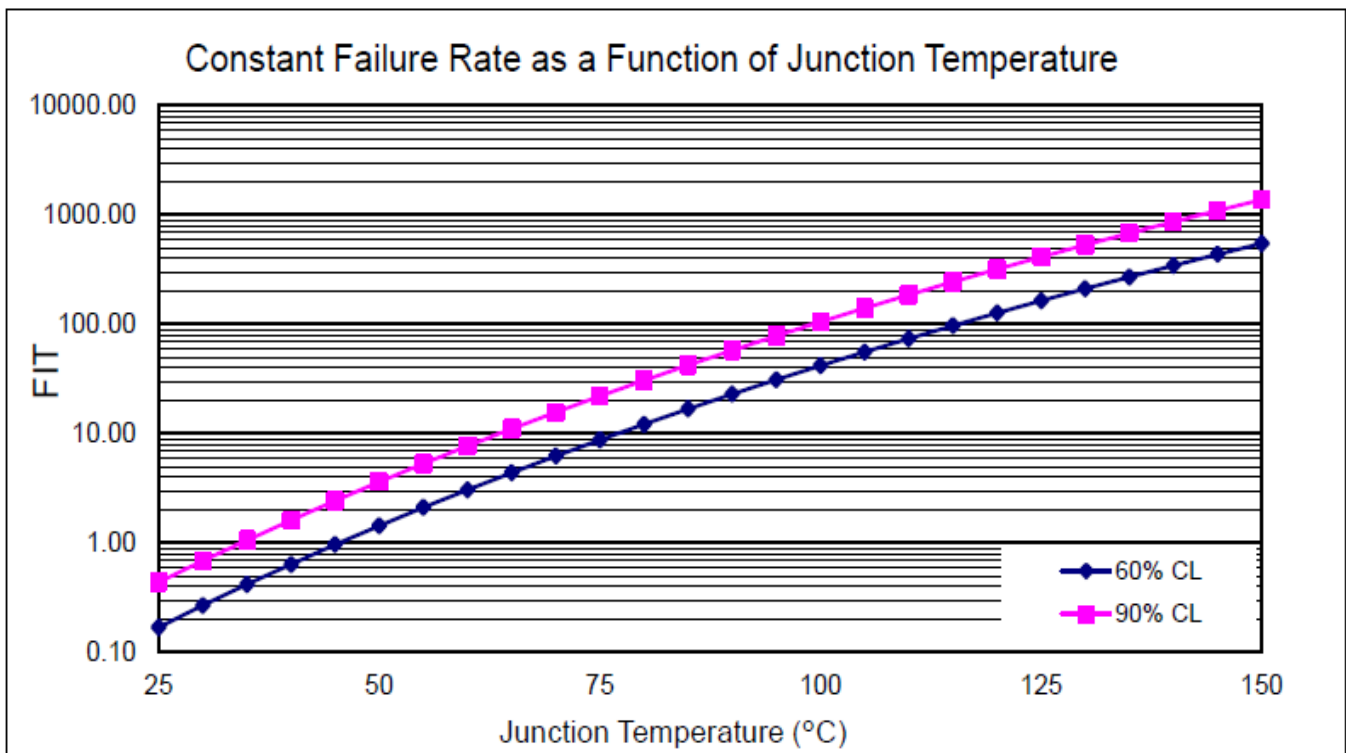
Standard Failure Rate Calculations at 55°C and 60% CL			
	Equivalent Device Hours (EDH)	FITs	MTTF (hours)
Early Life	3.26E+07	28.1	3.55E+07
Constant (Random)	3.48E+08	2.6	3.80E+08



UltraCMOS[®] 10 Process Technology

Generation : 130nm CMOS Silicon-On-Insulator in 200mm wafer(U130S1)
 Units Tested : 3,428
 Product Family : ASW

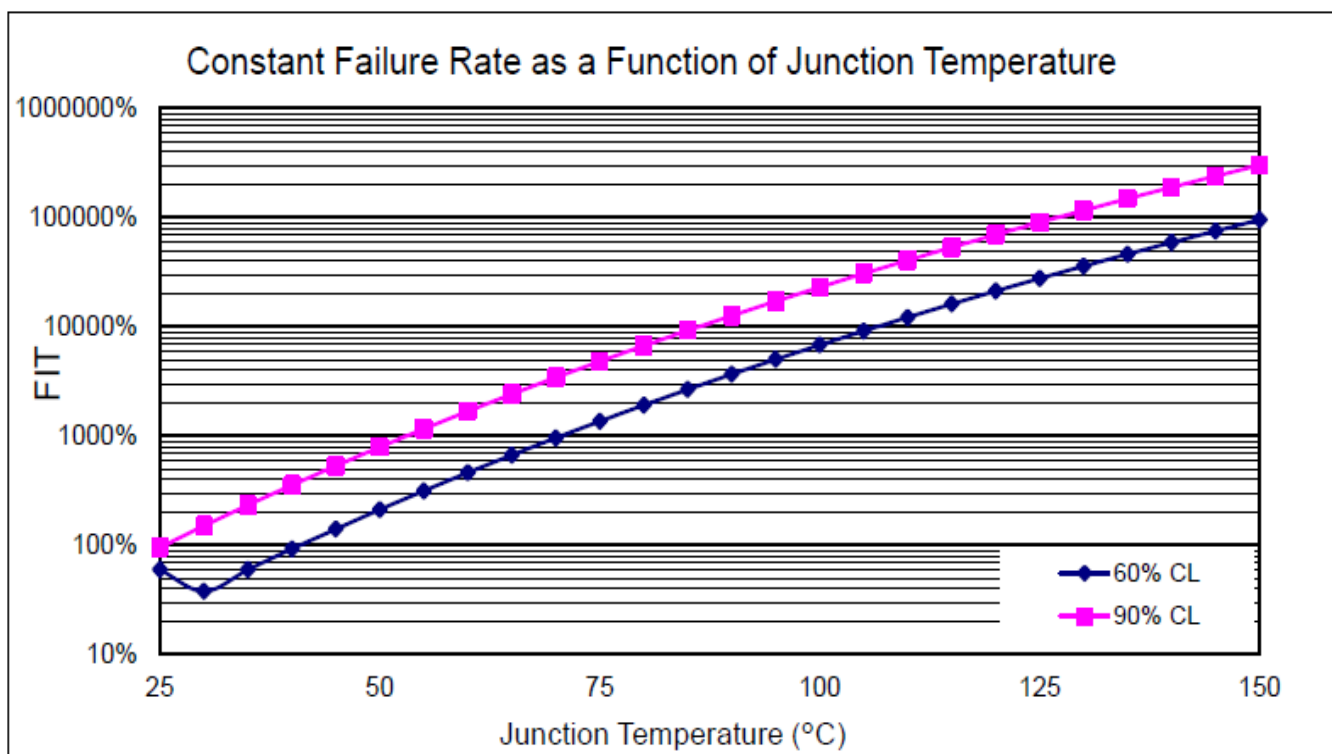
	Standard Failure Rate Calculations at 55°C and 60% CL		
	Equivalent Device Hours (EDH)	FITs	MTTF (hours)
Early Life	3.97E+07	23.1	4.33E+07
Constant (Random)	4.32E+08	2.1	4.72E+08



UltraCMOS[®] 11 Process Technology

Generation : 130nm CMOS Silicon-On-Insulator in 300mm wafer (U130S2)
 Units Tested : 2,186
 Product Family : ASW, LNA

Standard Failure Rate Calculations at 55°C and 60% CL			
	Equivalent Device Hours (EDH)	FITs	MTTF (hours)
Early Life	1.26E+07	72.4	1.38E+07
Constant (Random)	1.97E+08	4.6	2.16E+08



Amplifier (LNA)

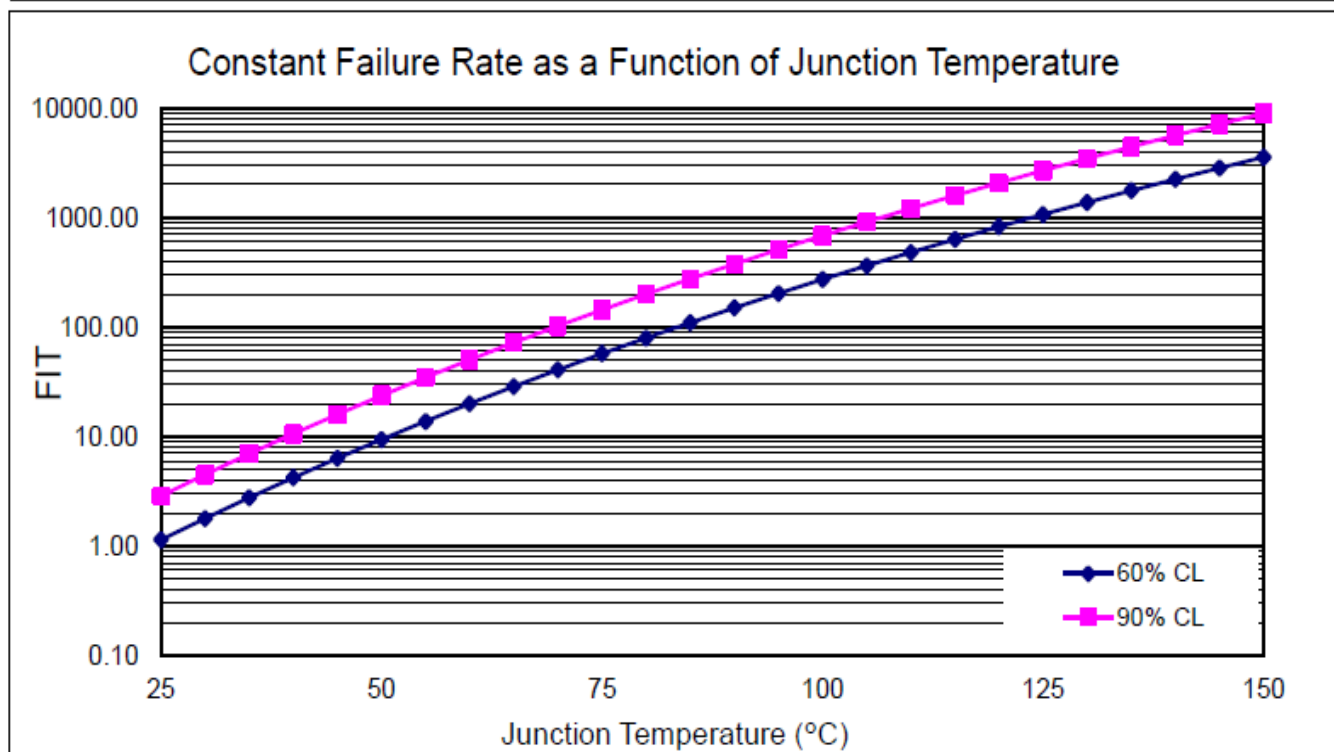
Description : UltraCMOS Low-Noise Amplifiers (LNA)

Products in Family : PE477181

Process Technology : UltraCMOS®11

Units Tested : 826

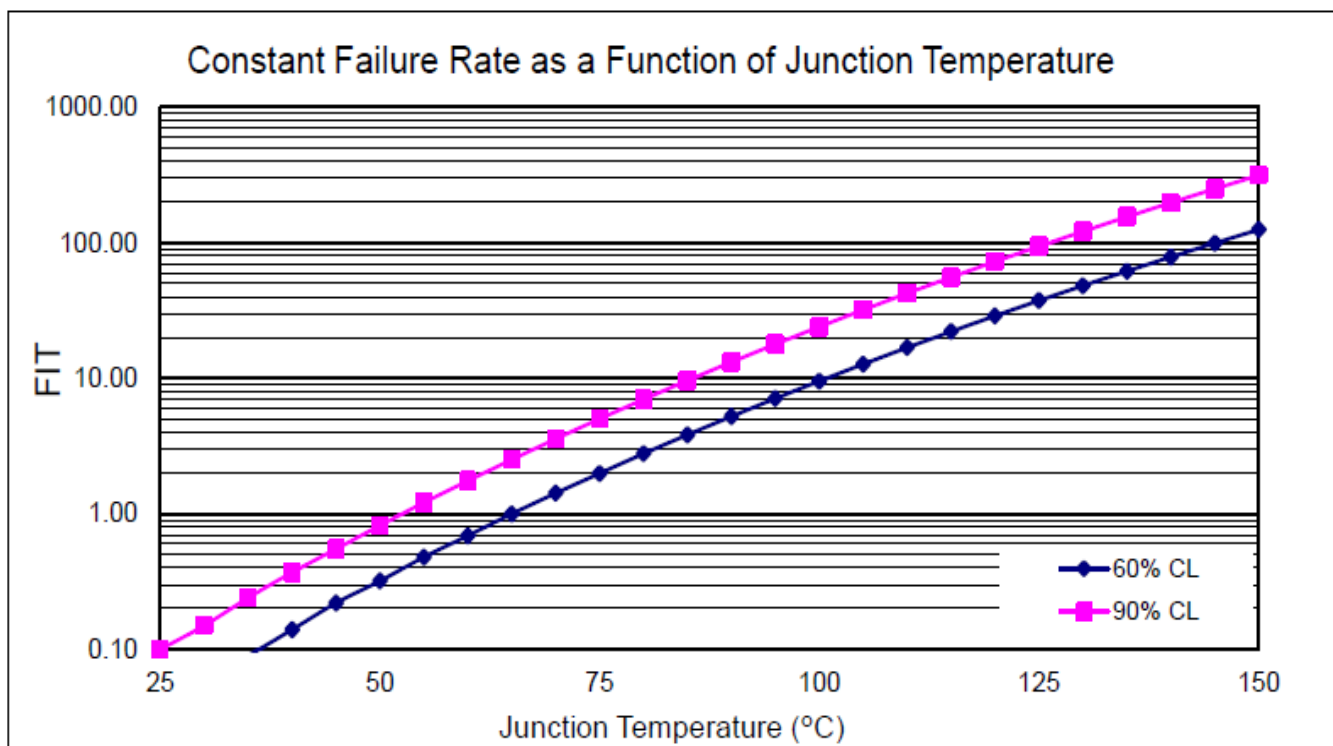
	Standard Failure Rate Calculations at 55°C and 60% CL		
	Equivalent Device Hours (EDH)	FITs	MTTF (hours)
Early Life	3.97E+06	230.8	4.33E+06
Constant (Random)	6.65E+07	13.8	7.26E+07



Antenna Switches (ASW)

- Description : Multi-pole & multi-throw high power handling antenna switch products for Mobile Wireless RF and Test Equipment /ATE applications.
- Products in Family : PE4211x, PE421230, PE421240, PE4255x, PE426x, PE4261x, PE42614x, PE42615x, PE42616x, PE42617x, PE4263x, PE42641, PE4266x, PE4267x, PE4268x, PE42682x, PE42684x, PE42685x, PE4269x, PE42695x, PE42688x, PE421510, PE421550, PE42162x, PE421729, PE421779, PE42197x, PE42108x, PE421120, PE42128x, PE42129x, PE42145x, PE42159x, PE421890x, PE42194x, PE42195x, PE636030, PE636040, PE421321, PE42170x, PE42171x, PE42112x, PE42181x
- Process Technology : UltraCMOS[®] 2, UltraCMOS[®] 3.5, UltraCMOS[®] 5, UltraCMOS[®] 6, UltraCMOS[®] 6.5, UltraCMOS[®] 8, UltraCMOS[®]10, UltraCMOS[®]11
- Units Tested : 15,473

	Standard Failure Rate Calculations at 55°C and 60% CL		
	Equivalent Device Hours (EDH)	FITs	MTTF (hours)
Early Life	1.75E+08	5.2	1.91E+08
Constant (Random)	1.90E+09	0.5	2.08E+09

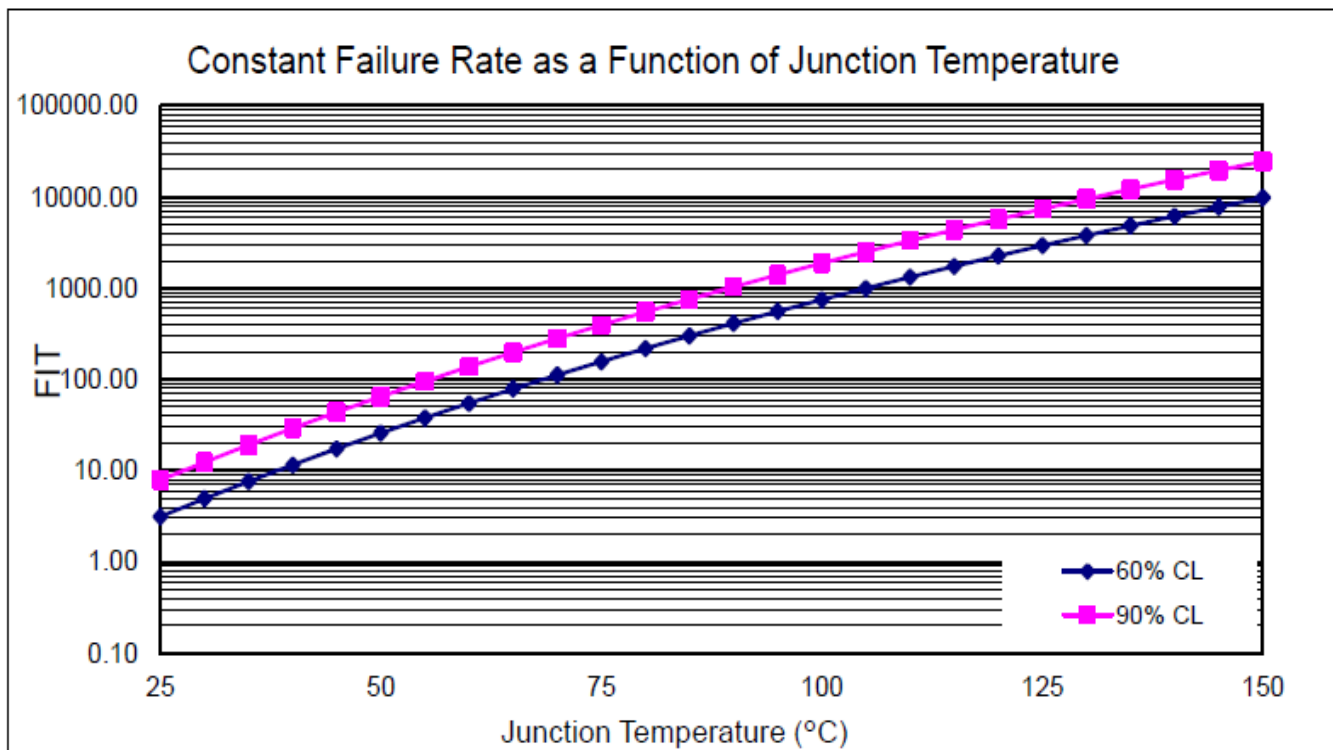


DC-DC Buck Regulators/Converters (DCDC)

Description : These devices are radiation-hardened point-of-load (POL) buck regulators with integrated switches suited for DC-DC converter applications. This monolithic technology replaces multi-chip modules by offering superior performance, smaller size and

Products in Family : PE9915x
 Process Technology : UltraCMOS® 2
 Units Tested : 531

Standard Failure Rate Calculations at 55°C and 60% CL			
	Equivalent Device Hours (EDH)	FITs	MTTF (hours)
Early Life	2.19E+06	419.3	2.38E+06
Constant (Random)	2.41E+07	38.0	2.64E+07



Digital Step Attenuators (DSA)

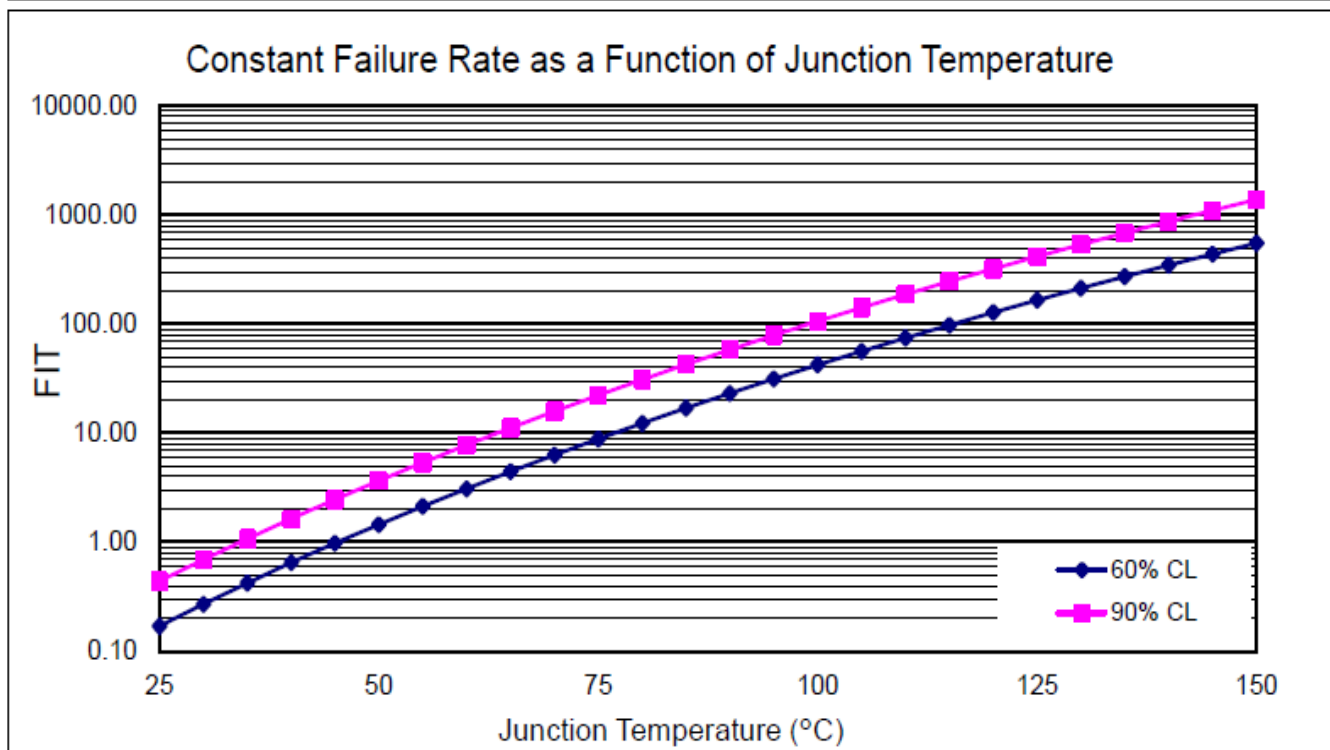
Description : 50Ω and 75Ω Digital Step Attenuators for wireless infrastructure, microwave, test equipment and high reliability space applications.

Products in Family : PE430x, PE4320x, PE43404, PE4350x, PE4360x, PE4370x, PE4371x, PE94302, PE431x, 94302-1x

Process Technology : UltraCMOS® 2, UltraCMOS® 3.5, UltraCMOS® 5, UltraCMOS® 8

Units Tested : 3,800

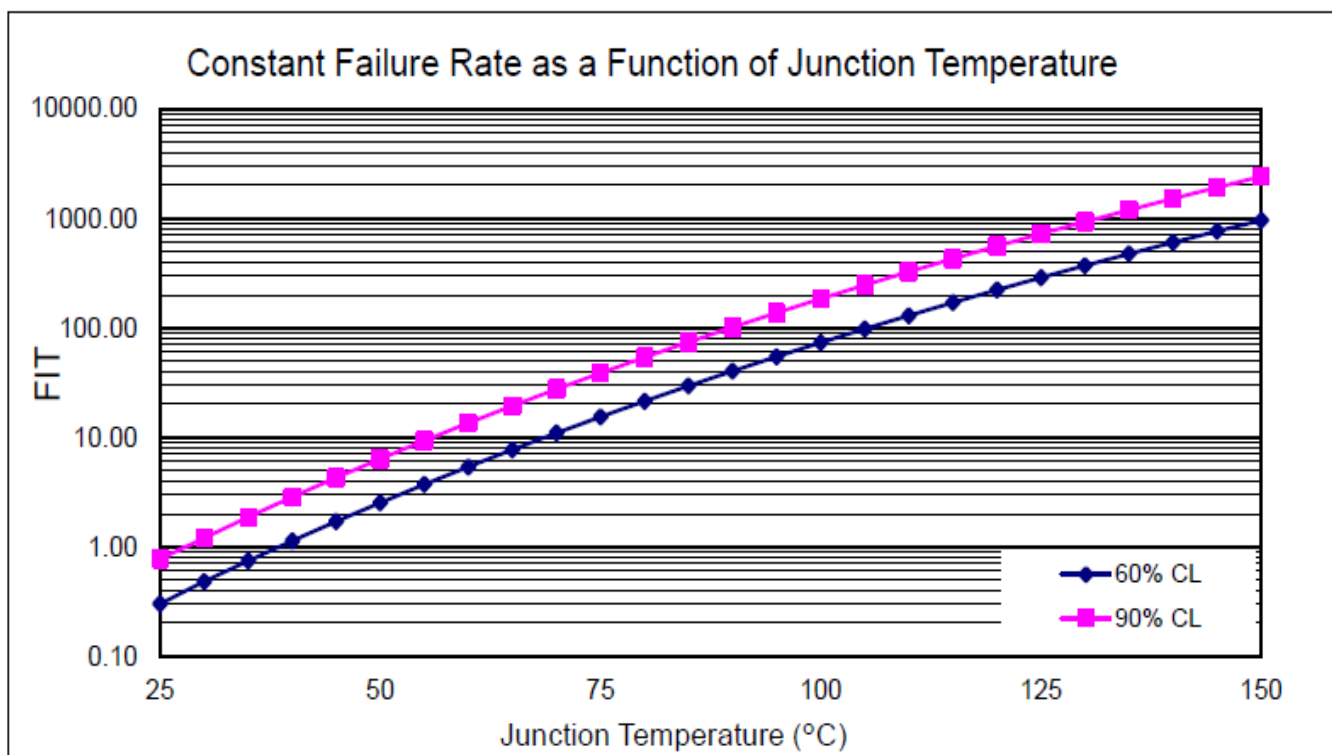
	Standard Failure Rate Calculations at 55°C and 60% CL		
	Equivalent Device Hours (EDH)	FITs	MTTF (hours)
Early Life	3.77E+07	24.3	4.11E+07
Constant (Random)	4.29E+08	2.1	4.69E+08



Digitally Tunable Capacitors (DTC)

Description	: Supports a wide range of tuning applications, from tuning the center frequency of mobile-TV and antennas, to tunable impedance matching and filters.
Products in Family	: PE6230x, PE621010, PE621020, PE623060, PE623090, PE6490x, PE6410x, PE613040
Process Technology	: UltraCMOS® 3.5, UltraCMOS® 5, UltraCMOS® 8
Units Tested	: 1,951

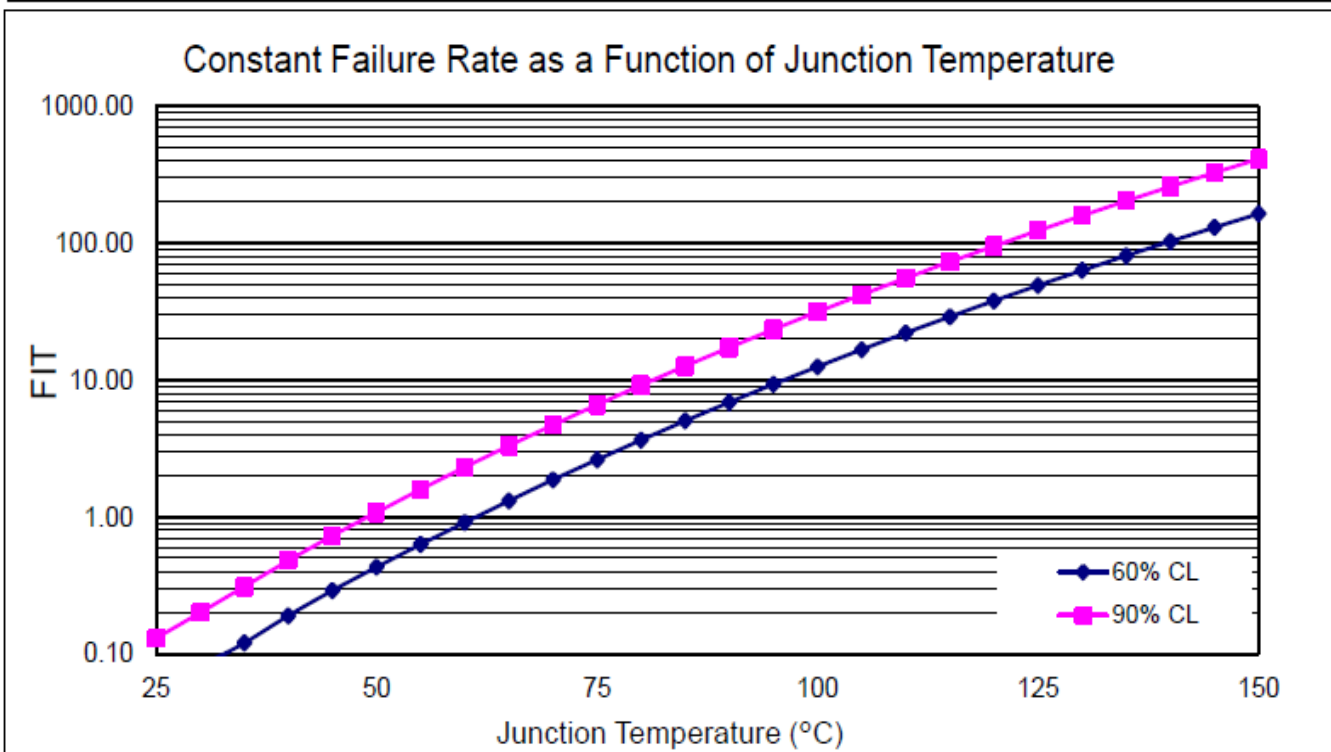
	Standard Failure Rate Calculations at 55°C and 60% CL		
	Equivalent Device Hours (EDH)	FITs	MTTF (hours)
Early Life	2.42E+07	37.8	2.64E+07
Constant (Random)	2.47E+08	3.7	2.70E+08



High Performance Switches (HPSW)

Description	: High performance switch products for wireless RF, broadband and high reliability space switch applications.
Products in Family	: PE33241, PE4210, PE4220, PE423x, PE424x, PE4242x, PE4244x, PE4245x, PE425x, PE4252x, PE4252x, PE4254x, PE4255x, PE427x, PE4272x, PE42742, PE42750, PE428x, PE42820, PE84140, PE84244, PE94257, PE9354, PE9542x, PE42359, PE42850, PE423422, PE42020
Process Technology	: UltraCMOS [®] 2, UltraCMOS [®] 3.5, UltraCMOS [®] 5, UltraCMOS [®] 8
Units Tested	: 15,670

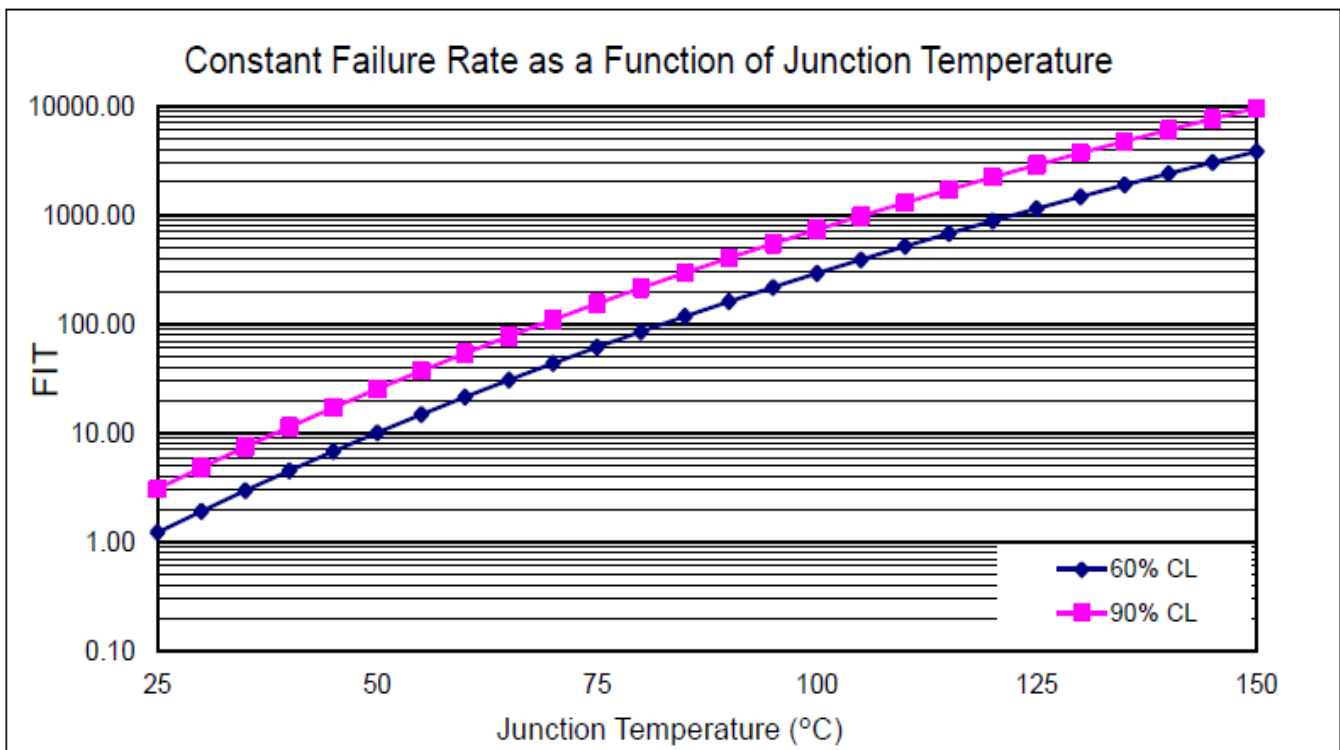
	Standard Failure Rate Calculations at 55°C and 60% CL		
	Equivalent Device Hours (EDH)	FITs	MTTF (hours)
Early Life	1.74E+08	5.3	1.90E+08
Constant (Random)	1.44E+09	0.6	1.59E+09



Power Limiters (LMTR)

Description : UltraCMOS Power Limiters.
 Products in Family : PE45450, PE45140
 Process Technology : UltraCMOS[®] 5, UltraCMOS[®] 8
 Units Tested : 480

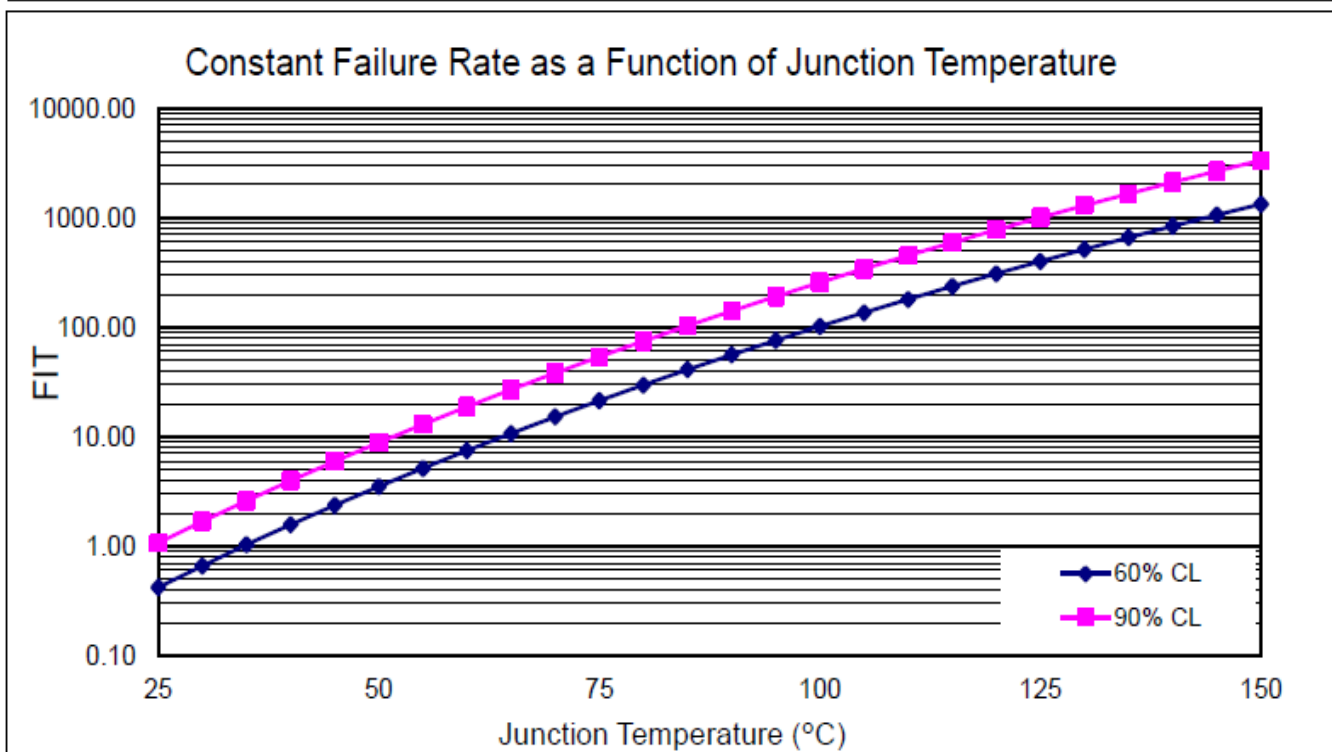
	Standard Failure Rate Calculations at 55°C and 60% CL		
	Equivalent Device Hours (EDH)	FITs	MTTF (hours)
Early Life	5.96E+06	153.7	6.51E+06
Constant (Random)	6.21E+07	14.8	6.78E+07



Monolithic Phase & Amplitude Controller (MPAC)

Description : UltraCMOS RF Phase Shifters.
 Products in Family : PE46120, PE46130, PE46140
 Process Technology : UltraCMOS® 5, UltraCMOS® 8
 Units Tested : 480

	Standard Failure Rate Calculations at 55°C and 60% CL		
	Equivalent Device Hours (EDH)	FITs	MTTF (hours)
Early Life	5.96E+06	153.7	6.51E+06
Constant (Random)	6.21E+07	14.8	6.78E+07



Mixers (MXR)

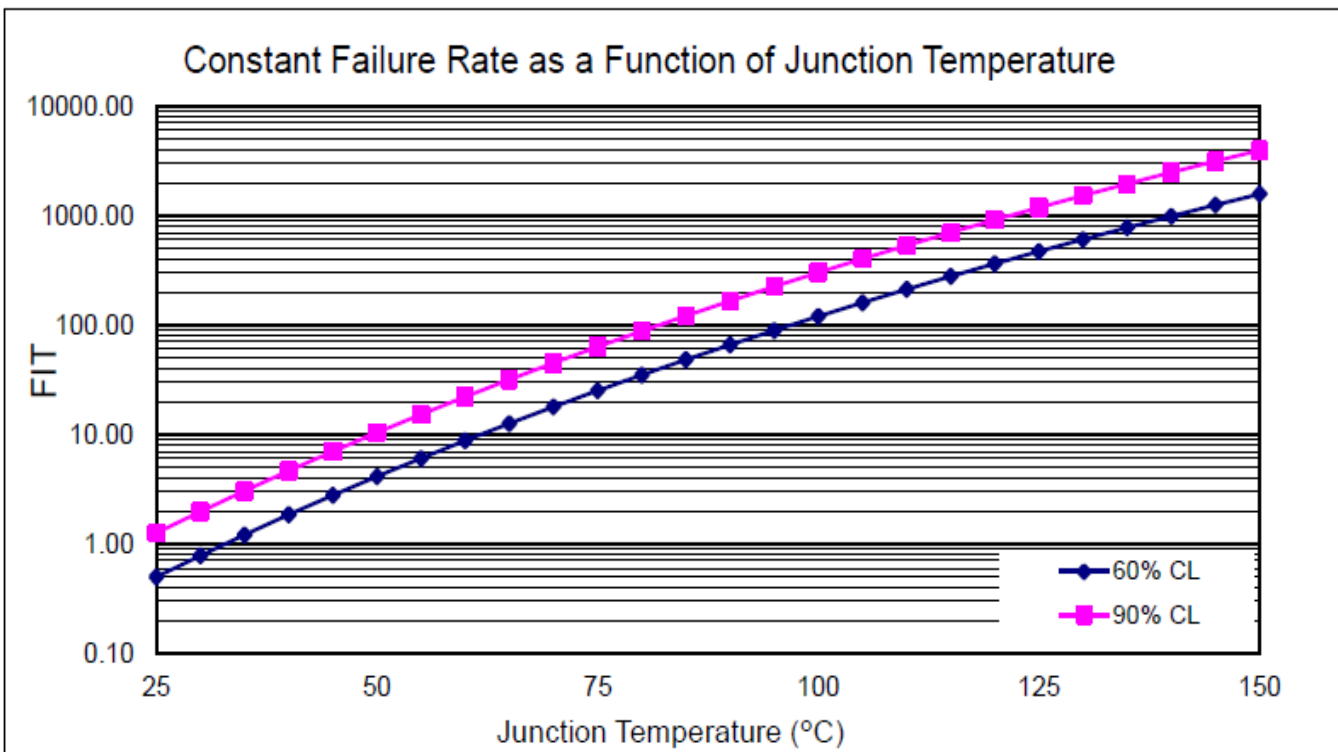
Description : UltraCMOS MOSFET quad array broadband and tuned mixers.

Products in Family : PE412x, PE413x, PE414x, PE4150, PE4151, PE4152, PE41901

Process Technology : UltraCMOS® 2, UltraCMOS® 8

Units Tested : 948

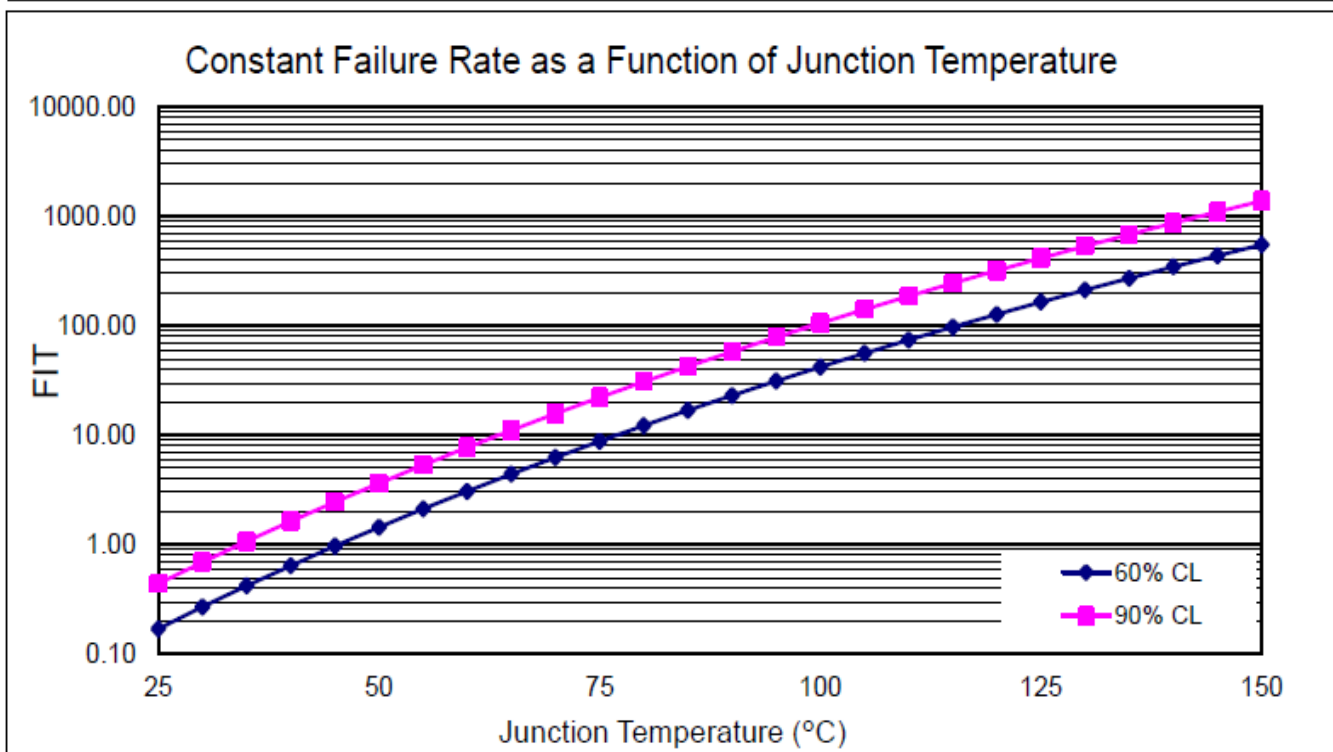
	Standard Failure Rate Calculations at 55°C and 60% CL		
	Equivalent Device Hours (EDH)	FITs	MTTF (hours)
Early Life	6.97E+06	131.4	7.61E+06
Constant (Random)	1.51E+08	6.1	1.65E+08



Phase Locked-Loop Synthesizers (PLL)

Description	: Integer-N, Fractional-N and Delta Sigma Modulated frequency synthesizers for base station, mobile wireless and high reliability space applications.
Products in Family	: PE323x, PE3240, PE329x, PE333x, PE334x, PE8334x, PE960x, PE970x, PE9702x, PE972x, PE97240, PE9763, PE97632, PE3324x, PE97640
Process Technology	: UltraCMOS [®] 2, UltraCMOS [®] 5
Units Tested	: 5,968

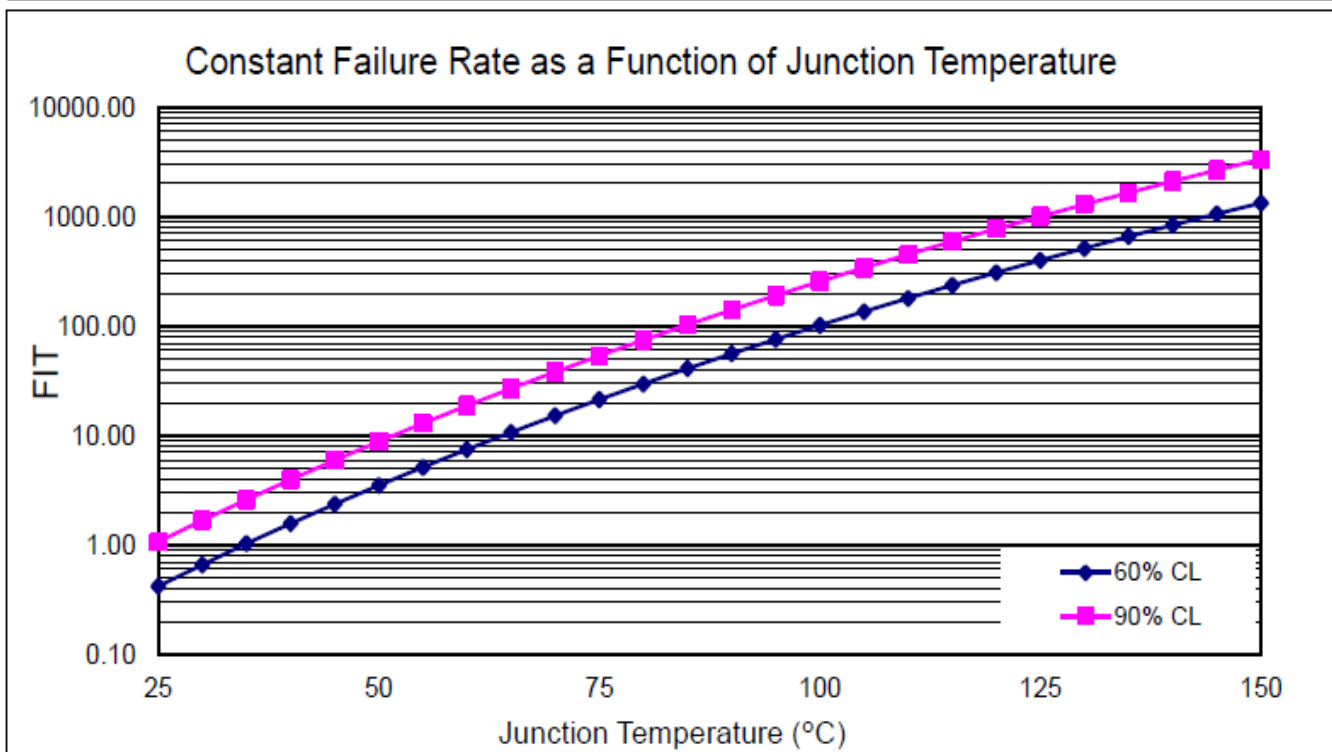
	Standard Failure Rate Calculations at 55°C and 60% CL		
	Equivalent Device Hours (EDH)	FITs	MTTF (hours)
Early Life	3.00E+07	30.5	3.27E+07
Constant (Random)	4.32E+08	2.1	4.72E+08



Phase Shifters (PSH)

Description : UltraCMOS RF Phase Shifters.
 Products in Family : PE44820
 Process Technology : UltraCMOS® 5
 Units Tested : 271

	Standard Failure Rate Calculations at 55°C and 60% CL		
	Equivalent Device Hours (EDH)	FITs	MTTF (hours)
Early Life	3.37E+06	272.2	3.67E+06
Constant (Random)	3.92E+07	23.4	4.28E+07



Prescalers (PSR)

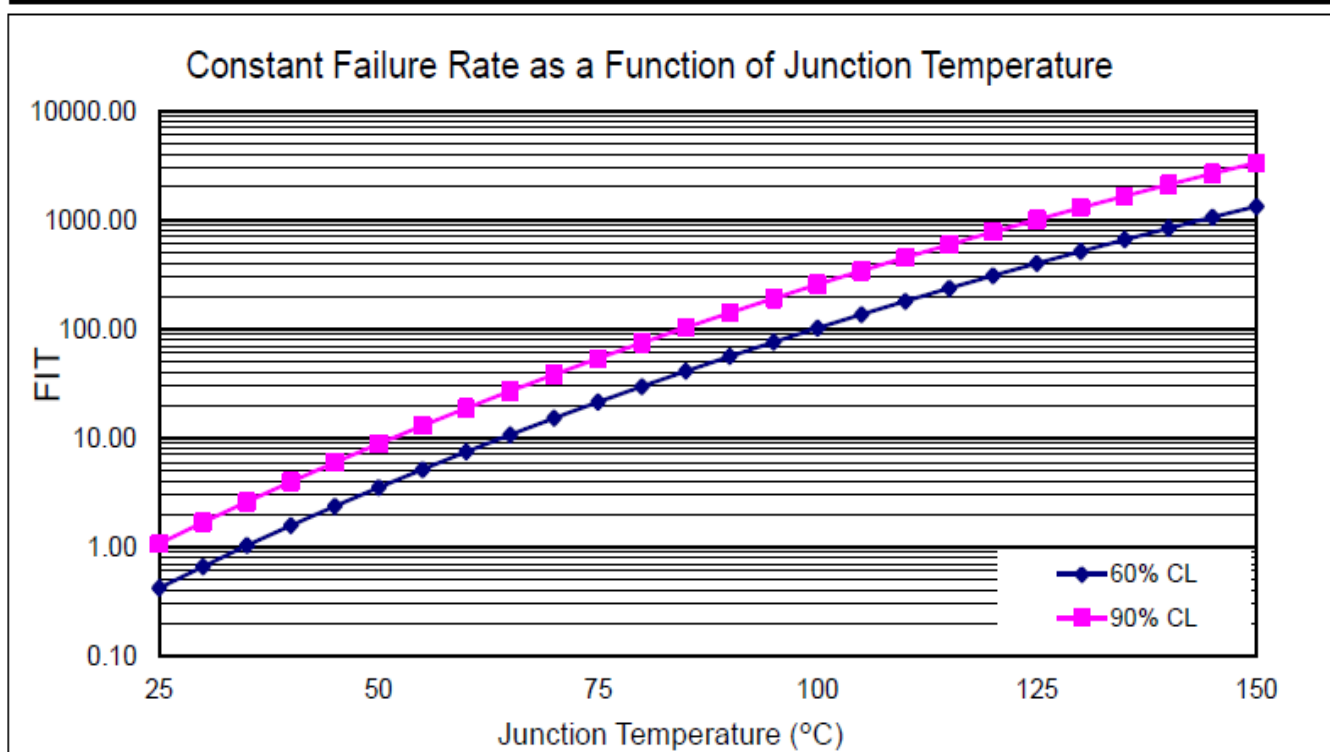
Description : UltraCMOS RF Prescalers.

Products in Family : PE350x, PE351x, PE8350x, PE8351x, PE930x, PE931x, PE34500

Process Technology : UltraCMOS® 2, UltraCMOS® 3.5, UltraCMOS® 8

Units Tested : 2,432

Standard Failure Rate Calculations at 55°C and 60% CL			
	Equivalent Device Hours (EDH)	FITs	MTTF (hours)
Early Life	1.25E+07	73.5	1.36E+07
Constant (Random)	1.78E+08	5.1	1.95E+08



Reliability Data

(Periodic Testing for the last 8 Quarters)

High Temperature Operating Life (HTOL)

Reference Standards : JESD22-A108, MIL-STD-883 M1005.9

Test Conditions : $T_A = 125^{\circ}\text{C}$ (A) or 150°C (B)

: $V_{\text{bias}} = \text{max operating voltage}$

Test Duration (typical) : 1,000 hrs. at (A) or 500 hrs. at (B)

DC HTOL	HTOL							
	2014	2015	2015	2015	2015	2016	2016	2016
Process Technology	Q4	Q1	Q2	Q3	Q4	Q1	Q2	Q3
UltraCMOS® 2	0/598	-	0/22	0/45	0/265	0/22	0/160	0/80
UltraCMOS® 3.5	-	-	0/90	-	0/80	0/240	0/245	0/80
UltraCMOS® 5	0/240	0/239	0/22	0/85	0/574	0/80	0/450	0/239
UltraCMOS® 6	-	-	-	-	-	-	-	-
UltraCMOS® 6.5	0/75	-	-	-	-	0/401	0/238	-
UltraCMOS® 8	0/270	0/99	0/93	-	0/157	-	0/80	0/85
UltraCMOS® 10	0/882	0/390	0/631	0/538	-	-	-	-
UltraCMOS® 11	-	-	-	-	0/642	0/266	0/1098	-

RF HTOL	RFHTOL							
	2014	2015	2015	2015	2015	2016	2016	2016
Process Technology	Q4	Q1	Q2	Q3	Q4	Q1	Q2	Q3
UltraCMOS® 2	-	-	-	-	-	-	-	-
UltraCMOS® 3.5	-	-	-	-	-	0/32	-	-
UltraCMOS® 5	-	0/32	-	-	-	-	0/32	-
UltraCMOS® 6	-	-	-	-	-	-	-	-
UltraCMOS® 6.5	0/31	-	-	-	-	0/64	0/32	-
UltraCMOS® 8	0/176	0/32	-	-	-	-	-	-
UltraCMOS® 10	0/32	0/64	0/32	0/64	-	-	-	-
UltraCMOS® 11	n/a	n/a	n/a	n/a	0/96	-	0/84	-

DC HTOL	HTOL							
	2014	2015	2015	2015	2015	2016	2016	2016
Product Family	Q4	Q1	Q2	Q3	Q4	Q1	Q2	Q3
ASW	0/957	0/390	0/724	0/538	0/642	0/346	0/562	-
DCDC	-	-	-	-	-	0/22	-	-
DSA	0/576	0/99	-	-	0/135	0/561	0/85	0/80
DTC	0/90	-	0/90	-	0/80	-	-	-
HPSW	0/180	-	-	0/85	0/579	-	0/725	0/319
MPAC	n/a	n/a	n/a	-	0/80	0/80	0/80	-
MXR	0/22	-	0/44	0/45	0/45	-	0/45	-
PLL	0/22	-	0/44	0/45	0/45	-	0/45	-
PSR	-	-	-	-	0/77	-	-	-
PSH	-	0/239	-	-	-	-	-	-
LMTR	-	-	-	-	-	-	-	-
Amplifier	n/a	n/a	n/a	n/a	n/a	n/a	0/774	-

RF HTOL	RFHTOL							
	2014	2015	2015	2015	2015	2016	2016	2016
Product Family	Q4	Q1	Q2	Q3	Q4	Q1	Q2	Q3
ASW	0/63	0/64	0/32	0/64	0/96	-	0/64	-
DSA	-	0/32	-	-	-	0/96	0/32	-
HPSW	0/176	-	-	-	-	-	-	-
PSH	n/a	n/a	n/a	n/a	n/a	n/a	-	-
Amplifier	n/a	n/a	n/a	n/a	n/a	n/a	0/52	-

Temperature Cycle (TC)

Reference Standards : JESD22-A104

Test Conditions : -55°C to +125°C (B)
: -65°C to +150°C (C)

Test Duration (typical) : 1,000 cyc. at (B) or 500 cyc. at (C)

TC	TC							
	2014	2015	2015	2015	2015	2016	2016	2016
Package Family	Q4	Q1	Q2	Q3	Q4	Q1	Q2	Q3
8L 1.5x1.5 UDFN	-	-	-	-	-	-	-	-
10L 2x2 FCETSLP	-	-	-	-	-	-	-	-
10L 2x2 QFN	-	-	0/95	-	0/94	-	-	-
12L 2x2 QFN	0/65	-	-	-	-	-	0/120	-
12L 3x3 QFN	-	-	-	-	-	-	-	-
16L 3x3 QFN	-	-	-	-	-	-	-	-
6L SC70	-	-	-	-	0/70	-	0/55	-
20L 4x4 QFN	0/100	-	-	-	-	0/480	0/60	0/55
24L 4x4 QFN	-	-	-	-	-	-	-	0/165
32L 5x5 QFN	0/179	0/163	-	-	0/147	-	-	-
24L 4x4 QFN FCOLAM	-	-	-	-	0/269	-	0/55	0/165
32L 5x5 QFN FCOLAM	-	-	-	-	0/24	-	0/165	-
8L TSSOP	-	-	-	-	-	-	-	-
32L 5x5 QFN	0/179	0/163	-	-	0/147	-	-	-
44L CQFP	-	-	-	-	-	-	-	-

Note

n/a - Reliability data not available. Package (family) not yet qualified at the specified period.

dash (-) - Test not performed at the specified period.

* Plastic encapsulated packages had undergone MSL Preconditioning prior to test.

Highly Accelerated Stress Test (HAST)

Reference Standards : JESD22-A110

Test Conditions : 130°C, 85% RH, 2.27 atm. (A)
: 110°C, 85% RH, 1.20 atm. (B)

Test Duration (typical) : 96 hrs. at (A) or 264 hrs. at (B)

HAST	HAST							
	2014	2015	2015	2015	2015	2016	2016	2016
Package Family	Q4	Q1	Q2	Q3	Q4	Q1	Q2	Q3
8L 1.5x1.5 UDFN	-	-	-	-	-	-	-	-
10L 2x2 FCETSLP	-	-	-	-	-	-	-	-
10L 2x2 QFN	-	-	18/60	-	1/59	-	-	-
12L 2x2 QFN	0/50	-	-	-	-	-	0/50	-
12L 3x3 QFN	-	-	-	-	-	-	-	-
16L 3x3 QFN	-	-	-	-	-	-	-	-
6L SC70	-	-	-	-	0/70	-	0/55	-
20L 4x4 QFN	0/99	-	-	-	-	0/291	-	0/55
24L 4x4 QFN	-	-	-	-	-	-	-	-
32L 5x5 QFN	0/182	0/164	-	-	0/147	-	-	-
24L 4x4 QFN FCOLAM	-	-	-	-	0/138	-	-	0/165
32L 5x5 QFN FCOLAM	-	-	-	-	0/150	-	0/150	-
8L TSSOP	-	-	-	-	-	-	-	-
32L 5x5 QFN	0/182	0/164	-	-	0/147	-	-	-
44L CQFP	-	-	-	-	-	-	-	-

Note

n/a - Reliability data not available. Package (family) not yet qualified at the specified period.

dash (-) - Test not performed at the specified period. HAST may not apply to hermetic packages.

* Plastic encapsulated packages had undergone MSL Preconditioning prior to test.

High Temperature Storage (HTS)

Reference Standards : JESD22-A103

Test Conditions : Ta = 150°C

Test Duration (typical) : 1,000 hrs.

HTS	HTS							
	2014	2015	2015	2015	2015	2016	2016	2016
Package Family	Q4	Q1	Q2	Q3	Q4	Q1	Q2	Q3
8L 1.5x1.5 UDFN	-	-	-	-	-	-	-	-
10L 2x2 FCETSLP	-	-	-	-	-	-	-	-
10L 2x2 QFN	-	-	-	-	-	-	-	-
12L 2x2 QFN	-	-	-	-	-	-	0/180	-
12L 3x3 QFN	-	-	-	-	-	-	-	-
16L 3x3 QFN	-	-	-	-	-	-	-	-
6L SC70	-	-	-	-	-	-	0/79	-
20L 4x4 QFN	0/100	-	-	-	-	0/175	0/80	0/80
20L 4x4 QFN	0/100	-	-	-	-	0/175	0/80	0/80
32L 5x5 QFN	0/148	0/299	-	-	0/80	-	-	-
24L 4x4 QFN FCOLAM	-	-	-	-	0/285	-	0/85	0/270
32L 5x5 QFN FCOLAM	-	-	-	-	0/77	-	0/270	-
8L TSSOP	-	-	-	-	-	-	-	-
32L 5x5 QFN	0/148	0/299	-	-	0/80	-	-	-
44L CQFP	-	-	-	-	-	-	-	-

Note

n/a - Reliability data not available. Package (family) not yet qualified at the specified period.

dash (-) - Test not performed at the specified period.